




The Cletech L1 Outdoor Totem Enclosure is a durable and versatile solution for outdoor use. It is available in single-sided or double-sided configurations, with an IP65 protection rating for all-weather resistance. Equipped with air intake and exhaust fans, an air curtain, and an anti-vandal design, it ensures security and efficient ventilation. The enclosure comes standard with IK8 glass, with an optional IK10 anti-reflective glass upgrade, and operates reliably 24/7/365. It supports P 1.9 and P 2.5 LED panels or can be customized for specific panel requirements.


### Key Features

- Side-opening Covers
- Vandal-proof Enclosure Design
- Easy Access for Maintenance
- IP65 Protection Class
- IK10 Class Anti-Reflective Safety Glass (Optional)
- Enclosure Management System (Optional)





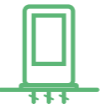







### Cletech Enclosure Management System

The optional Enclosure Management System enables remote monitoring of temperature, humidity, shock, ambient light, and motion, while also managing fan operation, filter dust levels, and door status. Combining innovative features with robust performance, it is an ideal choice for outdoor digital display needs.



### Main Features

● Included ● Optional ● On Project ● Not Available

									
Custom Color	Client Logo	Floor Mounts	Base Wheels	Base Feet	Tempered Glass	Lockable Cover	PDU 8 x Socket	Fans for Ventilation	Touch Screen

	MONITOR		ENCLOSURE				PACKAGE	
Model Code	Display (inch)	Display (cm)	Dimension from Floor (WxHxD) mm	Full Size Dimension (WxHxD) mm	Weight (kg)	Viewing Area (WxH) mm	Dimension (WxHxD) mm	Weight (kg)
L1S	79" Single	100x175 cm	1230x2474x312 mm	1230x2530x312 mm	360	1000x1750 mm	1290x2670x500 mm	504
L1D	79" Double	100x175 cm	1230x2474x312 mm	1230x2530x312 mm	424	1000x1750 mm	1290x2670x500 mm	568